

Aluminum Series Fan Blades

•High Efficiency •Low Noise •High Air Volume



The Answer in Air-Moving Applications

•Engineered Solutions •Competitive Pricing •Short Lead Times



High-Strength Component System

Multi-Wing's high-strength blades are tested and proven worldwide in the toughest conditions. Our die-cast aluminum blades produce an aerodynamically superior profile. And with a diameter range of 9 to 84 inches configured from 3 to 16 blades, we offer thousands of options in building the perfect fan for you.

High Efficiency - Low Noise

Multi-Wing's aluminum fans have unique designs that require less power consumption while reducing noise: the high-efficiency solution that has become the air-moving answer in applications ranging from blast freezers to heat exchangers to condensers.



P.O. Box 425 • 15030 Berkshire Industrial Parkway • Burton, Ohio 44021
Toll Free: 800-311-8465 • Phone: 440-834-9400 • Fax: 440-834-0449
Web Site: www.multi-wing.net • E-Mail: applications@multi-wing.net

ISO 9001-2000



Features

- Engineered Product
- High Efficiency
- Adjustable and Fixed Pitch
- Low Noise/Low Power Consumption
- Corrosion Resistant

Applications

- Refrigeration\Evaporators
- Ventilation
- Condensers
- Heat Exchangers
- Smoke Extractors

Multi-Wing's Aluminum Fans are the answer for virtually any air-moving application.

The success of our aluminum fan series starts with our high quality components. Precision die casting allows us to twist the blade along the length, creating a more uniform airflow across the blade surface. Our blades' thin leading and trailing edges reduce turbulence across the blade profile, creating our signature high-efficiency, low-noise aluminum fans.

THE W SERIES

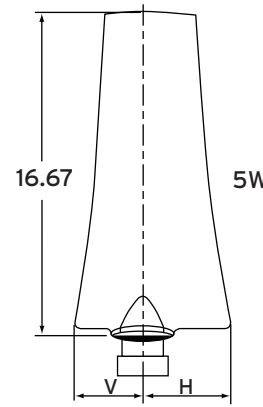
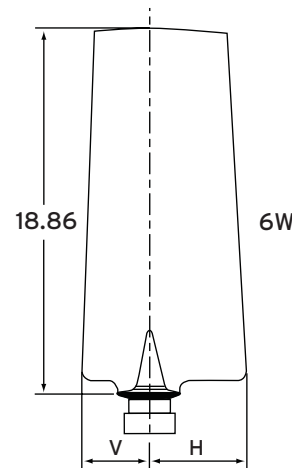
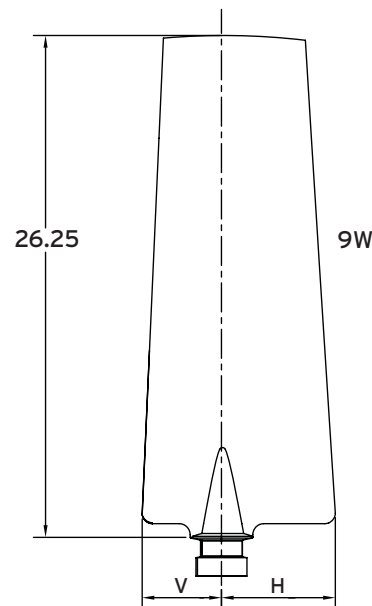
Pitch	Adjustable in 1° increments						
	20°	25°	30°	35°	40°	45°	50°
5W	0.71	0.98	1.26	1.5	1.73	1.97	2.21
6W	0.93	1.18	1.46	1.69	1.97	2.28	2.4
9W	1.22	1.46	1.77	2.01	2.32	2.56	2.84

The (V) dimension is measured at the base of the blade.

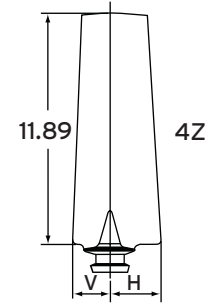
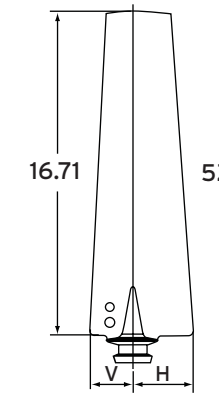
Pitch	Adjustable in 1° increments						
	20°	25°	30°	35°	40°	45°	50°
5W	1.85	2.17	2.48	2.76	3.03	3.27	3.5
6W	2.17	2.56	2.95	3.31	3.66	3.98	4.17
9W	4.53	5.55	6.50	7.44	8.27	9.09	9.80

The (H) dimension is measured at the base of the blade.

Number of blade pos.	Maximum Fan Diameters		
	5W	6W	9W
5, 6	44	49	63
8	48.5	53	67
10	52	57	70.5
13	58.25	62.5	84

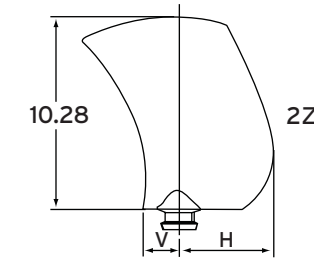


THE Z SERIES



Number of blade pos.	Maximum Fan Diameters		
	2Z	4Z	5Z
5	26	31	40
6	27.5	32	41
7	27.5	32.5	41.5
8	31	35.5	44.5
9	28	33	42
12	31.5	36	45
16	35	40	49

The max. diameter of the 2Z sickle impeller depends on the blade angle.



Pitch	Adjustable in 1° increments									
	20°	25°	30°	32.5°	35°	37.5°	40°	45°	50°	
2Z	1.30	1.42	1.54	1.57	1.65	1.69	1.73	1.81	-	
4Z	0.47	0.59	0.75	0.79	0.87	0.94	0.95	1.14	-	
5Z	-	0.67	0.87	0.98	1.06	1.14	1.22	1.34	1.5	

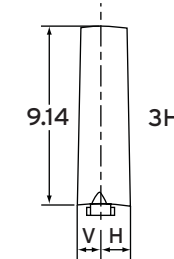
The (V) dimension is measured at the base of the blade.

Pitch	Adjustable in 1° increments									
	20°	25°	30°	32.5°	35°	37.5°	40°	45°	50°	
2Z	2.05	2.28	2.52	2.68	2.84	3.0	3.15	3.47	-	
4Z	1.14	1.38	1.58	1.69	1.77	1.85	1.93	2.05	-	
5Z	-	1.65	1.89	2.0	2.09	2.2	2.32	2.48	2.64	

The (H) dimension is measured at the base of the blade.

THE H SERIES

Number of blade pos.	Maximum Fan Diameters	
	3H	6H
6	23	24.5
8	26	27.5
10	27.5	29
12	29	-
14	-	-



Pitch	Adjustable in 1° increments				
	25°	30°	35°	40°	45°
3H	0.51	0.59	0.71	0.83	0.95

The (V) dimension is measured at the base of the blade.

Pitch	Adjustable in 1° increments				
	25°	30°	35°	40°	45°
3H	1.14	1.26	1.34	1.5	1.61

The (H) dimension is measured at the base of the blade.